

Valvole a sfera

Ball valves

Indice / Index

Valvole a sfera / Ball valves

- **Valvole 2 vie MINI a passaggio ridotto** / *2 Ways MINI valves reduced flow*
- **Valvole 2 vie STANDARD a passaggio totale** / *2 Ways STANDARD valves full flow*
- **Valvole 3 vie MINI a passaggio ridotto** / *3 Ways MINI valves reduced flow*
- **Valvole 3 vie STANDARD a passaggio totale** / *3 Ways STANDARD valves full flow*
- **Valvole in TECNOPOLIMERO** / *Technopolymer valves*

Tutte le valvole a sfera rispettano la direttiva 97/23/CE e vengono testate al 100% con prova di tenuta pneumatica a controllo elettronico.

All ball valves respect the normative 97/23/CE and they are 100% tested with pneumatic tightness and electronic tests.


Valvole 2 vie MINI a passaggio ridotto / 2 Ways MINI valves reduced flow

FA1501

VALVOLA A SFERA IN OTTONE MINIBALL F/F
F/F BRASS BALL VALVE MINIBALL

Temperatura / Temperature: -10°C +90°C
Pressione / Pressure: max 10 bar




		DN	
FA1501-1/8	1/8	5,5	
FA1501-1/4	1/4	5,5	
FA1501-3/8	3/8	8	
FA1501-1/2	1/2	10	

FA1502

VALVOLA A SFERA IN OTTONE MINIBALL M/F
M/F BRASS BALL VALVE MINIBALL

Temperatura / Temperature: -10°C +90°C
Pressione / Pressure: max 10 bar




		DN	
FA1502-1/8	1/8	5,5	
FA1502-1/4	1/4	5,5	
FA1502-3/8	3/8	8	
FA1502-1/2	1/2	10	

FA1503

VALVOLA A SFERA IN OTTONE MINIBALL M/M
M/M BRASS BALL VALVE MINIBALL

Temperatura / Temperature: -10°C +90°C
Pressione / Pressure: max 10 bar





		DN	
FA1503-1/8	1/8	5,5	
FA1503-1/4	1/4	5,5	
FA1503-3/8	3/8	8	
FA1503-1/2	1/2	10	

FAFF

VALVOLA A SFERA IN OTTONE SERIE MINI
FEMMINA-FEMMINA
BRASS BALL VALVE MINI SERIES FEMALE-FEMALE

Temperatura / Temperature: -20°C +80°C
Pressione / Pressure: -0,75 +20 bar





			DN
FAFF.18.18	1/8	1/8	5,5
FAFF.14.14	1/4	1/4	5,5
FAFF.38.38	3/8	3/8	8
FAFF.12.12	1/2	1/2	10
FAFF.34.34	3/4	3/4	14

FAFFS

VALVOLA A SFERA IN OTTONE SERIE MINI CON FORO DI
SFIATO FEMMINA-FEMMINA
BRASS BALL VALVE MINI SERIES WITH EXHAUST HOLE
FEMALE-FEMALE

Temperatura / Temperature: -20°C +80°C
Pressione / Pressure: -0,75 +20 bar





			DN
FAFFS.18.18	1/8	1/8	5,5
FAFFS.14.14	1/4	1/4	5,5
FAFFS.38.38	3/8	3/8	8

FAMF

VALVOLA A SFERA IN OTTONE SERIE MINI
MASCHIO-FEMMINA
BRASS BALL VALVE MINI SERIES MALE-FEMALE

Temperatura / Temperature: -20°C +80°C
Pressione / Pressure: -0,75 +20 bar





			DN
FAMF.18.18	1/8	1/8	5,5
FAMF.14.18	1/4	1/8	5,5
FAMF.14.14	1/4	1/4	5,5
FAMF.38.38	3/8	3/8	8
FAMF.12.12	1/2	1/2	10
FAMF.34.34	3/4	3/4	14

FAMM

VALVOLA A SFERA SERIE MINI MASCHIO-MASCHIO
BRASS BALL VALVE MINI SERIES MALE-MALE

Temperatura / Temperature: -20°C +80°C
Pressione / Pressure: -0,75 +20 bar



			DN
FAMM.18.18	1/8	1/8	5,5
FAMM.18.14	1/8	1/4	5,5
FAMM.14.14	1/4	1/4	5,5
FAMM.38.38	3/8	3/8	8
FAMM.12.12	1/2	1/2	10
FAMM.34.34	3/4	3/4	14

FATT

VALVOLA A SFERA IN OTTONE SERIE MINI CON ATTACCHI TUBO AUTOMATICI

BRASS BALL VALVE MINI SERIES WITH PUSH-IN CONNECTIONS

Temperatura / Temperature: -20°C +80°C

Pressione / Pressure: -0,75 +20 bar



	φ	φ	DN
FATT.4.4	4	4	3
FATT.6.6	6	6	5
FATT.8.8	8	8	5,5
FATT.10.10	10	10	8
FATT.12.12	12	12	10

FAMT

VALVOLA A SFERA IN OTTONE SERIE MINI CON FILETTO MASCHIO E ATTACCO TUBO AUTOMATICO

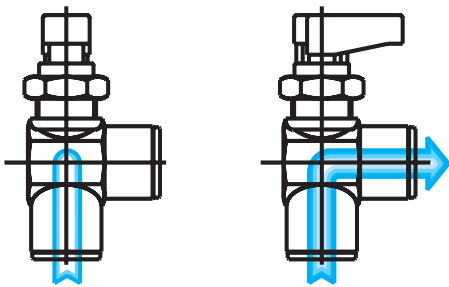
BRASS BALL VALVE MINI SERIES MALE / PUSH-IN CONNECTION

Temperatura / Temperature: -20°C +80°C

Pressione / Pressure: -0,75 +20 bar



	φ	φ	DN
FAMT.18.4	1/8	4	3
FAMT.18.6	1/8	6	5
FAMT.18.8	1/8	8	5,5
FAMT.14.6	1/4	6	5
FAMT.14.8	1/4	8	5,5



Predisposte per montaggio a pannello / For panel mounting
 Foro D. 14,5 mm / Hole D. 14,5 mm

FA2L

VALVOLA A SFERA IN OTTONE SERIE MINI FEMMINA 2 VIE

BRASS BALL VALVE MINI SERIES FEMALE 2 WAYS

Temperature / Temperature: -20°C +80°C

Pressione / Pressure: -0,75 +20 bar



	φ	φ	DN
FA2L.18.18	1/8	1/8	5
FA2L.14.14	1/4	1/4	5
FA2L.38.38	3/8	3/8	7

FA0401

VALVOLA A SFERA IN OTTONE SERIE LEGGERA F/F CON LEVA IN ALLUMINIO
F/F BRASS BALL VALVE LIGHT SERIES WITH ALUMINIUM LEVER

Temperatura / Temperature: -15°C +90°C
Pressione / Pressure: da 10 a 40 bar / from 10 to 40 bar



FA0401-1/4	1/4	
FA0401-3/8	3/8	
FA0401-1/2	1/2	
FA0401-3/4	3/4	
FA0401-1	1	
FA0401-1-1/4	1" 1/4	
FA0401-1-1/2	1" 1/2	
FA0401-2	2	
FA0401-2-1/2	2" 1/2	
FA0401-3	3	
FA0401-4	4	

FA0301

VALVOLA A SFERA IN OTTONE SERIE PESANTE F/F CON LEVA IN ALLUMINIO
F/F BRASS BALL VALVE HEAVY SERIES WITH ALUMINIUM LEVER

Temperatura / Temperature: -20°C +130°C
Pressione / Pressure: da 40 a 80 bar / from 40 to 80 bar



FA0301-1/4	1/4	
FA0301-3/8	3/8	
FA0301-1/2	1/2	
FA0301-3/4	3/4	
FA0301-1	1	
FA0301-1-1/4	1" 1/4	
FA0301-1-1/2	1" 1/2	
FA0301-2	2	
FA0301-2-1/2	2" 1/2	
FA0301-3	3	

FA0402

VALVOLA A SFERA IN OTTONE SERIE LEGGERA M/F CON LEVA IN ALLUMINIO
M/F BRASS BALL VALVE LIGHT SERIES WITH ALUMINIUM LEVER

Temperatura / Temperature: -15°C +90°C
Pressione / Pressure: da 10 a 40 bar / from 10 to 40 bar



FA0402-1/4	1/4	
FA0402-3/8	3/8	
FA0402-1/2	1/2	
FA0402-3/4	3/4	
FA0402-1	1	
FA0402-1-1/4	1" 1/4	
FA0402-1-1/2	1" 1/2	
FA0402-2	2	
FA0402-2-1/2	2" 1/2	

FA0302

VALVOLA A SFERA IN OTTONE SERIE PESANTE M/F CON LEVA IN ALLUMINIO
M/F BRASS BALL VALVE HEAVY SERIES WITH ALUMINIUM LEVER

Temperatura / Temperature: -20°C +130°C
Pressione / Pressure: da 40 a 80 bar / from 40 to 80 bar



FA0302-1/4	1/4	
FA0302-3/8	3/8	
FA0302-1/2	1/2	
FA0302-3/4	3/4	
FA0302-1	1	
FA0302-1-1/4	1" 1/4	
FA0302-1-1/2	1" 1/2	
FA0302-2	2	

FA0421

VALVOLA A SFERA IN OTTONE SERIE LEGGERA F/F CON FARFALLA IN ALLUMINIO
F/F BRASS BALL VALVE LIGHT SERIES WITH ALUMINIUM THROTTLE

Temperatura / *Temperature*: -15°C +90°C
Pressione / *Pressure*: da 10 a 40 bar / from 10 to 40 bar



FA0421-1/4	1/4	
FA0421-3/8	3/8	
FA0421-1/2	1/2	
FA0421-3/4	3/4	
FA0421-1	1	

FA0321

VALVOLA A SFERA IN OTTONE SERIE PESANTE F/F CON FARFALLA IN ALLUMINIO
F/F BRASS BALL VALVE HEAVY SERIES WITH ALUMINIUM THROTTLE

Temperatura / *Temperature*: -20°C +130°C
Pressione / *Pressure*: da 40 a 80 bar / from 40 to 80 bar



FA0321-1/4	1/4	
FA0321-3/8	3/8	
FA0321-1/2	1/2	
FA0321-3/4	3/4	
FA0321-1	1	

FA0422

VALVOLA A SFERA IN OTTONE SERIE LEGGERA M/F CON FARFALLA IN ALLUMINIO
M/F BRASS BALL VALVE LIGHT SERIES WITH ALUMINIUM THROTTLE

Temperatura / *Temperature*: -15°C +90°C
Pressione / *Pressure*: da 10 a 40 bar / from 10 to 40 bar



FA0422-1/4	1/4	
FA0422-3/8	3/8	
FA0422-1/2	1/2	
FA0422-3/4	3/4	
FA0422-1	1	

FA0322

VALVOLA A SFERA IN OTTONE SERIE PESANTE M/F CON FARFALLA IN ALLUMINIO
M/F BRASS BALL VALVE HEAVY SERIES WITH ALUMINIUM THROTTLE

Temperatura / *Temperature*: -20°C +130°C
Pressione / *Pressure*: da 40 a 80 bar / from 40 to 80 bar



FA0322-1/4	1/4	
FA0322-3/8	3/8	
FA0322-1/2	1/2	
FA0322-3/4	3/4	
FA0322-1	1	

FA0123

VALVOLA A SFERA IN OTTONE SERIE PESANTE M/M CON FARFALLA IN ALLUMINIO
M/M BRASS BALL VALVE HEAVY SERIES WITH ALUMINIUM THROTTLE

Temperatura / *Temperature*: -20°C +130°C
Pressione / *Pressure*: da 40 a 80 bar / from 40 to 80 bar



FA0123-1/8	1/8	
FA0123-1/4	1/4	
FA0123-3/8	3/8	
FA0123-1/2	1/2	
FA0123-3/4	3/4	
FA0123-1	1	

FA0411

VALVOLA A SFERA IN OTTONE SERIE LEGGERA F/F CON LEVA IN ACCIAIO
F/F BRASS BALL VALVE LIGHT SERIES WITH STEEL LEVER

Temperatura / Temperature: -15°C +90°C
Pressione / Pressure: da 10 a 40 bar / from 10 to 40 bar



FA0411-1/4	1/4	
FA0411-3/8	3/8	
FA0411-1/2	1/2	
FA0411-3/4	3/4	
FA0411-1	1	

FA0412

VALVOLA A SFERA IN OTTONE SERIE LEGGERA M/F CON LEVA IN ACCIAIO
M/F BRASS BALL VALVE LIGHT SERIES WITH STEEL LEVER

Temperatura / Temperature: -15°C +90°C
Pressione / Pressure: da 10 a 40 bar / from 10 to 40 bar



FA0412-1/4	1/4	
FA0412-3/8	3/8	
FA0412-1/2	1/2	
FA0412-3/4	3/4	
FA0412-1	1	

FA0511

VALVOLA A SFERA IN OTTONE F/F CON LEVA LUCCHETTABILE
F/F BRASS BALL VALVE WITH LEVER FOR PADLOCK

Temperatura / Temperature: -15°C +120°C
Pressione / Pressure: da 40 a 63 bar / from 40 to 63 bar



FA0511-3/8	3/8	
FA0511-1/2	1/2	
FA0511-3/4	3/4	
FA0511-1	1	
FA0511-1-1/4	1" 1/4	
FA0511-1-1/2	1" 1/2	
FA0511-2	2	

FA2351

VALVOLA A SFERA IN OTTONE F/F CON FORO DI SCARICO E LEVA IN ALLUMINIO
F/F BRASS BALL VALVE WITH EXHAUST HOLE AND ALUMINIUM LEVER

Temperatura / Temperature: 0°C +60°C
Pressione / Pressure: max 12 bar



FA2351-1/4	1/4	
FA2351-3/8	3/8	
FA2351-1/2	1/2	
FA2351-3/4	3/4	
FA2351-1	1	
FA2351-1-1/4	1" 1/4	
FA2351-1-1/2	1" 1/2	
FA2351-2	2	

FA2070

VALVOLA A SFERA IN OTTONE SERIE LEGGERA F/F CON FARFALLA IN ALLUMINIO
F/F BRASS BALL VALVE LIGHT SERIES WITH ALUMINIUM THROTTLE

Temperatura / Temperature: -15°C +90°C
Pressione / Pressure: da 10 a 40 bar / from 10 to 40 bar



FA2070-1/2	1/2	
FA2070-3/4	3/4	
FA2070-1	1	




Valvole 3 vie MINI a passaggio ridotto / 3 Ways MINI valves reduced flow

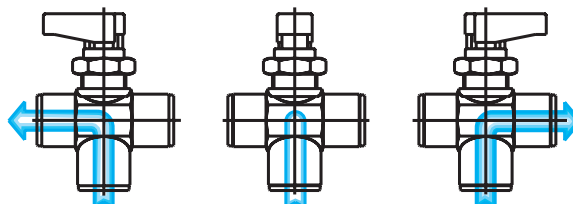
FA3L

VALVOLA A SFERA IN OTTONE SERIE MINI FEMMINA
A 3 VIE -L-
BRASS BALL VALVE MINI SERIES FEMALE 3 WAYS -L-

Temperatura / Temperature: -20°C +80°C
Pressione / Pressure: -0,75 +20 bar



				DN
FA3L.18.18.18	1/8	1/8	1/8	5
FA3L.14.14.14	1/4	1/4	1/4	5
FA3L.38.38.38	3/8	3/8	3/8	7






Predisposte per montaggio a pannello / For panel mounting
Foro D. 14,5 mm / Hole D. 14,5 mm

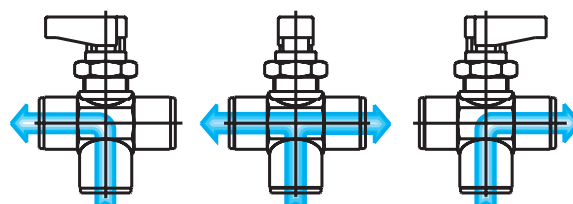
FA3T

VALVOLA A SFERA IN OTTONE SERIE MINI FEMMINA
A 3 VIE -T-
BRASS BALL VALVE MINI SERIES FEMALE 3 WAYS -T-

Temperatura / Temperature: -20°C +80°C
Pressione / Pressure: -0,75 +20 bar



				DN
FA3T.18.18.18	1/8	1/8	1/8	5
FA3T.14.14.14	1/4	1/4	1/4	5
FA3T.38.38.38	3/8	3/8	3/8	7



Predisposte per montaggio a pannello / For panel mounting
Foro D. 14,5 mm / Hole D. 14,5 mm

Valvole 3 vie STANDARD a passaggio totale / 3 Ways STANDARD valves full flow

FA1150

VALVOLA A SFERA IN OTTONE 3 VIE CON SFERA FORATA A "L" E LEVA IN ALLUMINIO
3 WAYS BRASS BALL VALVE WITH BORED BALL "L" SHAPE AND ALUMINIUM LEVER

Temperatura / Temperature: -10°C +100°C
Pressione / Pressure: max 10 bar



FA1150-1/4	1/4	
FA1150-3/8	3/8	
FA1150-1/2	1/2	
FA1150-3/4	3/4	
FA1150-1	1	
FA1150-1-1/4	1" 1/4	
FA1150-1-1/2	1" 1/2	
FA1150-2	2	



Il senso del flusso è rilevabile dalla marcatura sulla leva
The flow direction is indicated on the lever

FA1100

VALVOLA A SFERA IN OTTONE 3 VIE CON SFERA FORATA A "L" E LEVA IN ALLUMINIO
BRASS BALL VALVE 3 WAYS WITH BORED BALL "L" SHAPE AND ALUMINIUM LEVER

Temperatura / Temperature: -15°C +100°C
Pressione / Pressure: da 16 a 40 bar / from 16 to 40 bar



FA1100-1/4	1/4	
FA1100-3/8	3/8	
FA1100-1/2	1/2	
FA1100-3/4	3/4	
FA1100-1	1	
FA1100-1-1/4	1" 1/4	
FA1100-1-1/2	1" 1/2	
FA1100-2	2	
FA1100-3	3	

FA1120

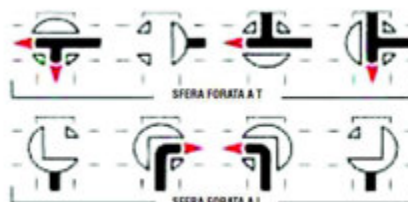
VALVOLA A SFERA IN OTTONE 3 VIE CON SFERA FORATA A "T" E LEVA IN ALLUMINIO
BRASS BALL VALVE 3 WAYS WITH BORED BALL "T" SHAPE AND ALUMINIUM LEVER

Temperatura / Temperature: -15°C +100°C
Pressione / Pressure: da 16 a 40 bar / from 16 to 40 bar



FA1120-1/4	1/4	
FA1120-3/8	3/8	
FA1120-1/2	1/2	
FA1120-3/4	3/4	
FA1120-1	1	
FA1120-1-1/4	1" 1/4	
FA1120-1-1/2	1" 1/2	
FA1120-2	2	
FA1120-3	3	

Il senso del flusso è rilevabile dalla marcatura dell'organo di segnalazione
The flow direction is indicated on the sign tool




AV341 01

VALVOLA MANUALE A 3 VIE MASCHIO
CONICO / AUTOMATICO
3 WAYS HAND VALVE TAPER MALE / PUSH-IN

Temperatura / Temperature: -10°C + 60°C
Pressione max / Max Pressure: 10 bar



	φ		
AV341 01 06 18	6	G1/8	
AV341 01 06 14	6	G1/4	
AV341 01 08 18	8	G1/8	
AV341 01 08 14	8	G1/4	
AV341 01 08 38	8	G3/8	
AV341 01 10 14	10	G1/4	
AV341 01 10 38	10	G3/8	
AV341 01 10 12	10	G1/2	
AV341 01 12 38	12	G3/8	
AV341 01 12 12	12	G1/2	

AV341 04

VALVOLA MANUALE A 3 VIE AUTOMATICO / AUTOMATICO
3 WAYS HAND VALVE PUSH-IN / PUSH-IN

Temperatura / Temperature: -10°C + 60°C
Pressione max / Max Pressure: 10 bar



	φ	φ	
AV341 04 06 06	6	6	
AV341 04 08 08	8	8	
AV341 04 10 10	10	10	
AV341 04 12 12	12	12	

FPA01

VALVOLA MANUALE A 3 VIE AUTOMATICO / AUTOMATICO
3 WAYS HAND VALVE PUSH-IN / PUSH-IN

Temperatura / Temperature: 0°C + 60°C
Pressione max / Max Pressure: 10 bar



	φ	
FPA01.06	6	
FPA01.08	8	
FPA01.10	10	
FPA01.12	12	

FPA02

VALVOLA MANUALE A 3 VIE MASCHIO
CILINDRICO / AUTOMATICO
3 WAYS HAND VALVE PARALLEL MALE / PUSH-IN

Temperatura / Temperature: 0°C + 60°C
Pressione max / Max Pressure: 10 bar



 ϕ

FPA02.06.18	G1/8	6	
FPA02.06.14	G1/4	6	
FPA02.08.18	G1/8	8	
FPA02.08.14	G1/4	8	
FPA02.08.38	G3/8	8	
FPA02.10.14	G1/4	10	
FPA02.10.38	G3/8	10	
FPA02.10.12	G1/2	10	
FPA02.12.14	G1/4	12	
FPA02.12.38	G3/8	12	
FPA02.12.12	G1/2	12	

FPA03

VALVOLA MANUALE A 3 VIE MASCHIO
CONICO / AUTOMATICO
3 WAYS HAND VALVE TAPER MALE / PUSH-IN

Temperatura / Temperature: 0°C + 60°C
Pressione max / Max Pressure: 10 bar



 ϕ

FPA03.06.18	R1/8	6	
FPA03.06.14	R1/4	6	
FPA03.08.18	R1/8	8	
FPA03.08.14	R1/4	8	
FPA03.08.38	R3/8	8	
FPA03.10.14	R1/4	10	
FPA03.10.38	R3/8	10	
FPA03.10.12	R1/2	10	
FPA03.12.14	R1/4	12	
FPA03.12.38	R3/8	12	
FPA03.12.12	R1/2	12	

Accessori per valvole / Accessories for valves

FAFF - FAFFS - FAMF - FAMM - FATT - FAMT - FA2L - FA3L - FA3T

FAPRO

PROLUNGA ALBERO DI COMANDO (CON MANIGLIA LUNGA, VITE, PIASTRINA)

SPINDLE EXTENSION (WITH LONG HANDLE, SCREW, PLATE)



FAPROA

per valvole da 1/8, 1/4, 3/8
for valves 1/8, 1/4, 3/8

FAPROB

per valvole da 1/2, 3/4
for valves 1/2, 3/4

FAPIA

PIASTRINA COLORATA
COLOURED PLATE



FAPIAA

per valvole da 1/8, 1/4, 3/8

for valves 1/8, 1/4, 3/8

BLU / GIALLA / VERDE / BIANCA / ROSSA
BLUE / YELLOW / GREEN / WHITE / RED

FAPIAB

per valvole da 1/2, 3/4

for valves 1/2, 3/4

BLU / GIALLA / VERDE / BIANCA / ROSSA
BLUE / YELLOW / GREEN / WHITE / RED

Es. codice / Code example:

FAPROA.VERDE - FAPIAB.BIANCA

FAMS

MANIGLIA STANDARD
STANDARD HANDLE



FAMSA

per valvole da 1/8, 1/4, 3/8

for valves 1/8, 1/4, 3/8

FAMSB

per valvole da 1/2, 3/4

for valves 1/2, 3/4

FAML

MANIGLIA LUNGA
LONG HANDLE



FAMLA

per valvole da 1/8, 1/4, 3/8

for valves 1/8, 1/4, 3/8

FAMLB

per valvole da 1/2, 3/4

for valves 1/2, 3/4